

"My Goals" Project

Leader in Me Habit #2: Begin with the End in Mind

Due Date: _____

It is never too early to think about your future! Planning ahead and setting goals is important. Not only does it keep you focused, but when you achieve these goals you feel a deep sense of pride and accomplishment. For this project, you will set short term goals and long term goals. This project is to be completed by yourself, but please discuss your goals with your family because they are an important part of your future as well.

Materials needed for this project:

One 18" x 24" poster board

Old magazines, pictures, access to Microsoft Clip Art or any pictures online, and a printer

Markers/colored pencils/crayons

Scissors/glue/tape

Directions:

You will be making a collage describing your goals. Divide your collage into 4 sections:









- My ___ Grade Goals
- My 5 Year Goals
- My 10 Year Goals
- My Life Goals

Within each of these sections, you will describe or illustrate your goals for that section using pictures and words.

Requirements:

- Each section must have at LEAST 4 goals. You may certainly add more.
- Each goal must have a statement that describes it along with a picture.
- Each section must be clearly labeled and separated.

Example:

My ___ Grade Goals:	My 5 Year Goals:
<p>Make all A's  Improve math skills </p> <p>Meet new friends  Make my AR Goals </p>	<p> Join a baseball team </p> <p>Become involved in clubs  Learn to drive</p>
My 10 Year Goals:	My Life Goals:
<p>Graduate High School </p> <p> Go to college</p> <p>Become a veterinarian </p>	<p>Travel to Paris </p> <p>Be a leader </p> <p>Help Others </p>

Scoring:

This project will be scored using the rubric attached. Please let your teacher know if you have questions or need access to the materials needed.

Poster Project Rubric

This form is designed to help you evaluate student-created posters. Read the statements below, and then indicate the number from the following scale that reflects your assessment of the student's work.

1=Weak 2= Moderately Weak 3=Average 4= Moderately Strong 5=Strong

1. The poster contains appropriate items and information.
| 2 3 4 5
2. The poster is clean and neat, and the information on it is well organized.
| 2 3 4 5
3. The poster is colorful and creative.
| 2 3 4 5
4. The spelling, punctuation, and grammar of any text on the poster are accurate.
| 2 3 4 5
5. Goal statements are clearly defined by each picture.
| 2 3 4 5
6. The information on the poster is appropriate to the topic.
| 2 3 4 5
7. The poster shows an understanding of the topic and related concepts.
| 2 3 4 5
8. The poster fulfills all the requirements of the assignment.
| 2 3 4 5
9. The student did a good job presenting the poster to the class.
| 2 3 4 5
10. Overall, the final result represents the student's full potential.
| 2 3 4 5

Total: _____

Final Score: _____

Additional Comments:
